

# ALICE IN KALAMAZOO COUNTY



## 2021 Point-in-Time Data

**Population:** 261,108 • **Number of Households:** 105,642 (2% change from 2019)

**Median Household Income:** \$62,128 (state average: \$63,498)

**Labor Force Participation Rate:** 65.5% (state average: 60.9%)

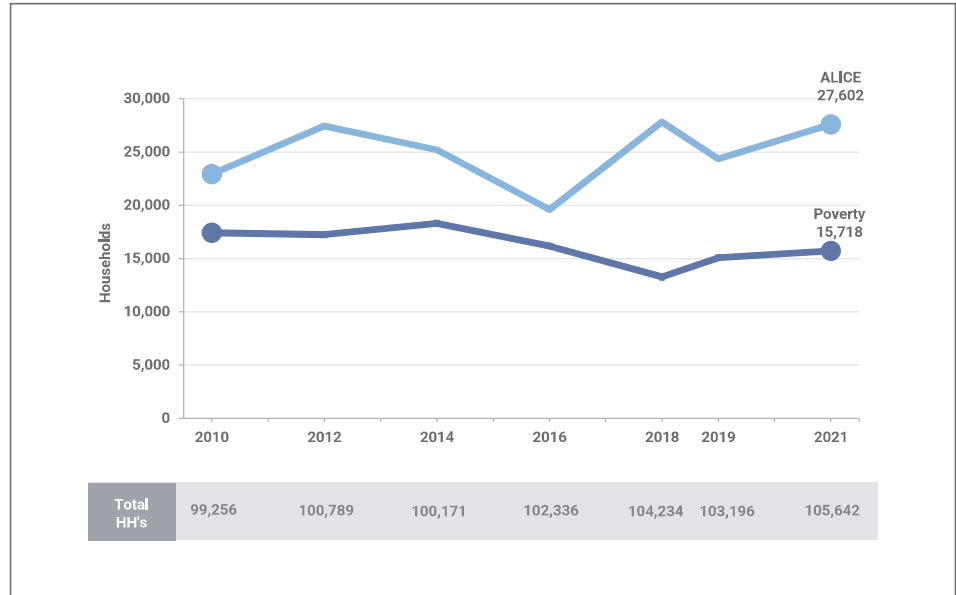
**ALICE Households:** 26% (state average: 26%) • **Households in Poverty:** 15% (state average: 13%)

## Financial Hardship Changes Over Time

ALICE is an acronym for **A**sset **L**imited, **I**ncome **C**onstrained, **E**mloyed – households that earn more than the Federal Poverty Level, but less than the basic cost of living for the county (the ALICE Threshold). Households below the ALICE Threshold – ALICE households plus those in poverty – can't afford the essentials.

As circumstances change, households may find themselves below or above the ALICE Threshold at different times. While the COVID-19 pandemic brought employment shifts, health struggles, and school/business closures in 2021, it also spurred unprecedented public assistance through pandemic relief measures. In 2019, 39,433 households in Kalamazoo County were below the ALICE Threshold; in 2021 this number changed to 43,320, (a 10% change).

## Households by Income, Kalamazoo County, 2010–2021



Note: See an interactive version of this data at [UnitedForALICE.org/Michigan](https://UnitedForALICE.org/Michigan)

Sources: ALICE Threshold, 2010–2021; American Community Survey, 2010–2021

## The Cost of Basics Outpaces Wages

The Household Survival Budget reflects the minimum cost to live and work in the modern economy and includes housing, child care, food, transportation, health care, a smartphone plan, and taxes. It does not include savings for emergencies or future goals like college or retirement. The Household Survival Budget is calculated at the county level and varies by household composition, as costs can vary greatly depending on location and household needs.

In 2021, household costs in Kalamazoo County were well above the Federal Poverty Level of \$12,880 for a single adult and \$26,500 for a family of four.

To see costs for different household compositions in Kalamazoo County, visit [UnitedForALICE.org/Household-Budgets/Michigan](https://UnitedForALICE.org/Household-Budgets/Michigan)

## Household Survival Budget, Kalamazoo County, 2021

	SINGLE ADULT	2 ADULTS, 1 INFANT, 1 PRESCHOOLER
<b>Monthly Costs and Credits</b>		
Housing – Rent	\$523	\$675
Housing – Utilities	\$154	\$292
Child Care	–	\$1,304
Food	\$408	\$1,113
Transportation	\$396	\$872
Health Care	\$216	\$605
Technology	\$75	\$110
Miscellaneous	\$177	\$497
Tax Payments	\$325	\$1,026
Tax Credits	\$0	-\$1,252
<b>Monthly Total</b>	<b>\$2,274</b>	<b>\$5,242</b>
<b>ANNUAL TOTAL</b>	<b>\$27,288</b>	<b>\$62,904</b>
<b>Hourly Wage*</b>	<b>\$13.64</b>	<b>\$31.45</b>

\*Wage working full-time required to support this budget

For ALICE Survival Budget sources, visit [UnitedForALICE.org/Methodology](https://UnitedForALICE.org/Methodology)

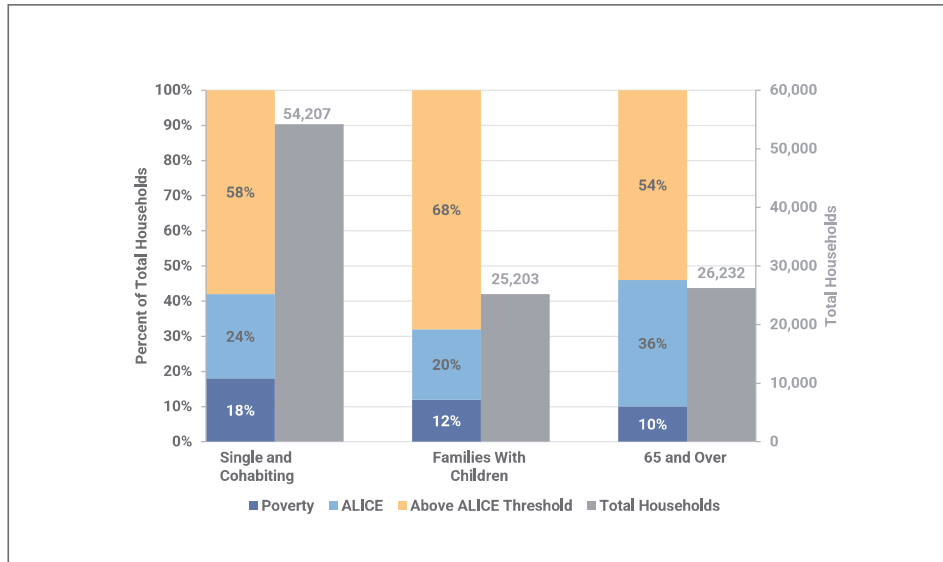
# Financial Hardship is Not Evenly Distributed

Groups with the largest number of households below the ALICE Threshold tend to also be the largest demographic groups. However, when looking at the percentage of each group that is below the ALICE Threshold, some groups are more likely to be ALICE than others.

By addressing the disparities in financial hardship by county demographics, community members can move toward more equitable solutions.

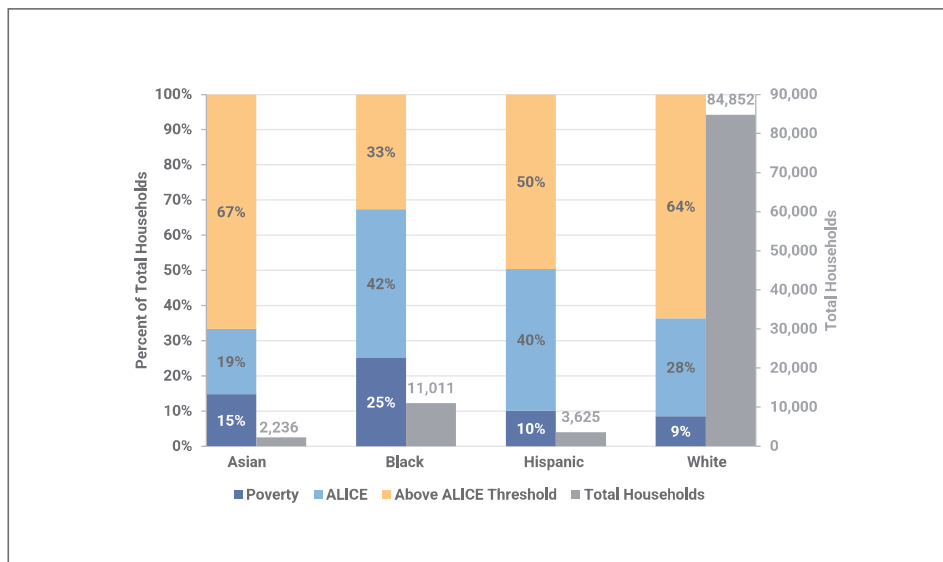
Visit [UnitedForALICE.org/Michigan](https://UnitedForALICE.org/Michigan) to view more national, state, and county data.

## Household Financial Status by Household Type, Kalamazoo County, 2021



Source: ALICE Threshold, 2021; American Community Survey, 2021

## Household Financial Status by Race/Ethnicity, Kalamazoo County, 2021



Note: All racial categories are for one race alone. Race and ethnicity are overlapping categories; the Asian and Black groups may include Hispanic households. The White group includes only White, non-Hispanic households. The Hispanic group may include households of any race.

Source: ALICE Threshold, 2021; American Community Survey, 2021

Kalamazoo County, 2021		
Town	Total Households	% ALICE & Poverty
Alamo township	1,549	36%
Brady township	1,764	24%
Charleston township	738	33%
Climax township	880	39%
Comstock charter township	6,031	35%
Cooper charter township	4,076	31%
Galesburg city	853	70%
Kalamazoo city	29,201	56%
Kalamazoo charter township	10,143	48%
Oshtemo charter township	10,383	47%
Parchment city	838	46%
Pavilion township	2,347	34%
Portage city	20,326	34%
Prairie Ronde township	815	16%
Richland township	3,303	27%
Ross township	1,913	24%
Schoolcraft township	3,672	33%
Texas charter township	5,986	12%
Wakeshma township	481	41%

Note: Municipal-level data on this page is 5-year averages for Census County Subdivisions. Totals will not match county-level numbers because data is not available for the smallest County Subdivisions, and county-level data is often 1-year estimates.