



CALHOUN COUNTY  
**Continuum**  
**of Care**



**UNITED WAY**

South Central Michigan

# **Calhoun County CoC**

## **2025 Point-in-Time Count & Housing Inventory Count Results Summary**

# What is the Point-in-Time (PIT) Count?

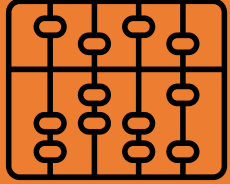
- A literal count of all the people experiencing homelessness in our community on a single night (i.e., at a point in time)
- Generally conducted by every community nationwide in the last 10 days of January
- A “snapshot” of homelessness on this one night in our community



# Who is Counted by HUD in the PIT Count?

The U.S. Department of Housing and Urban Development's (HUD's) definition of "homeless," for the purpose of the PIT count, includes two main types of homelessness:

- Unsheltered: Individuals or families whose primary nighttime residence is a public place not meant for human habitation
- Sheltered: Individuals or families residing in a place dedicated to serving people who would otherwise be unsheltered
  - Emergency shelters (including those using hotel and motel vouchers)
  - Transitional housing
  - Safe Havens



# Who is counted in the Unsheltered PIT Count?

- **Individuals or families whose primary nighttime residence is a public place not meant for human habitation**
  - Tents
  - Cars
  - Parks
  - Camping grounds
  - Abandoned buildings
  - Bus or train stations
  - Parking lots
- **This does NOT include individuals or families who are:**
  - Doubled-up
  - Couch surfing
  - In a Hotel/motel

# What is the Housing Inventory Count (HIC)?

An inventory of beds and units available to serve people experiencing homelessness within the CoC on the night of the PIT count

A “snapshot” of our ability to address homelessness on this one night in our community

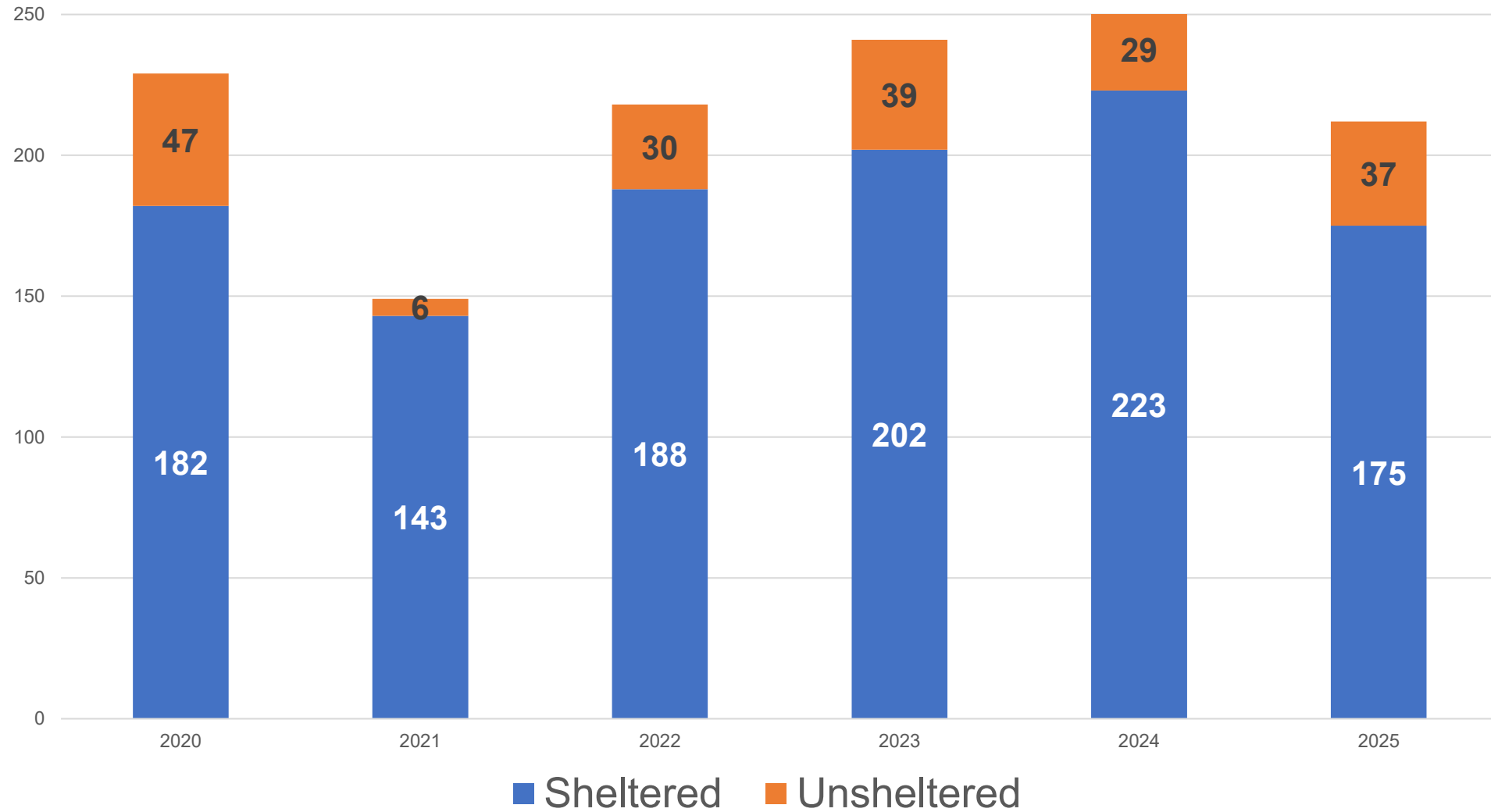
In addition to emergency shelters and transitional housing programs, this also includes permanent housing programs including permanent supportive housing and rapid rehousing.



# 2025 Point-in-Time Count Results

- Total Persons counted: **212**
- Total Sheltered Persons: **175**
  - Total persons in emergency shelter: **136**
  - Total persons in transitional housing: **39**
- Total Unsheltered Persons: **37**

# Calhoun County Point-in-Time Count, 2020-2025



# 2025 PIT & HIC Highlights

---

- **2024 represents the smallest number of individuals counted in the PIT since 2021 (during the COVID-19 pandemic)**
  - Largely due to a decrease in the number of sheltered single adults attributed to the closure of the Battle Creek Shelter
  - Partially due to decreased household size among families with children
- **While the number of sheltered persons decreased across both emergency shelters and transitional housing programs, the number of unsheltered persons increased slightly from 2024.**
- **Over half of the total inventory available to serve individuals on the night of the Point in Time Count were temporary shelter or transitional housing programs; 36% were permanent housing beds.**
  - 44% of people served on the night of the PIT were served in permanent housing; 43% were served in emergency shelters, and 12% were served in transitional housing programs.
    - The majority (81%) of permanent housing beds are dedicated towards veterans through SSVF and HUD-VASH.

# 2025 PIT & HIC Highlights

---

- **There are large racial disparities in homelessness in Calhoun County, especially among sheltered families.** 80% of Calhoun County residents identify as white, compared to 11% Black or African American.
  - 62% of unsheltered single adults identified as white, compared to 32% Black or African American
  - 71% of sheltered single adults identified as white, compared to 26% Black or African American
  - 19% of individuals in sheltered families identified as white, compared to 62% Black or African American
- Compared to 2024, this disparity is increasing for unsheltered single adults and sheltered families, and decreasing for sheltered single adults.

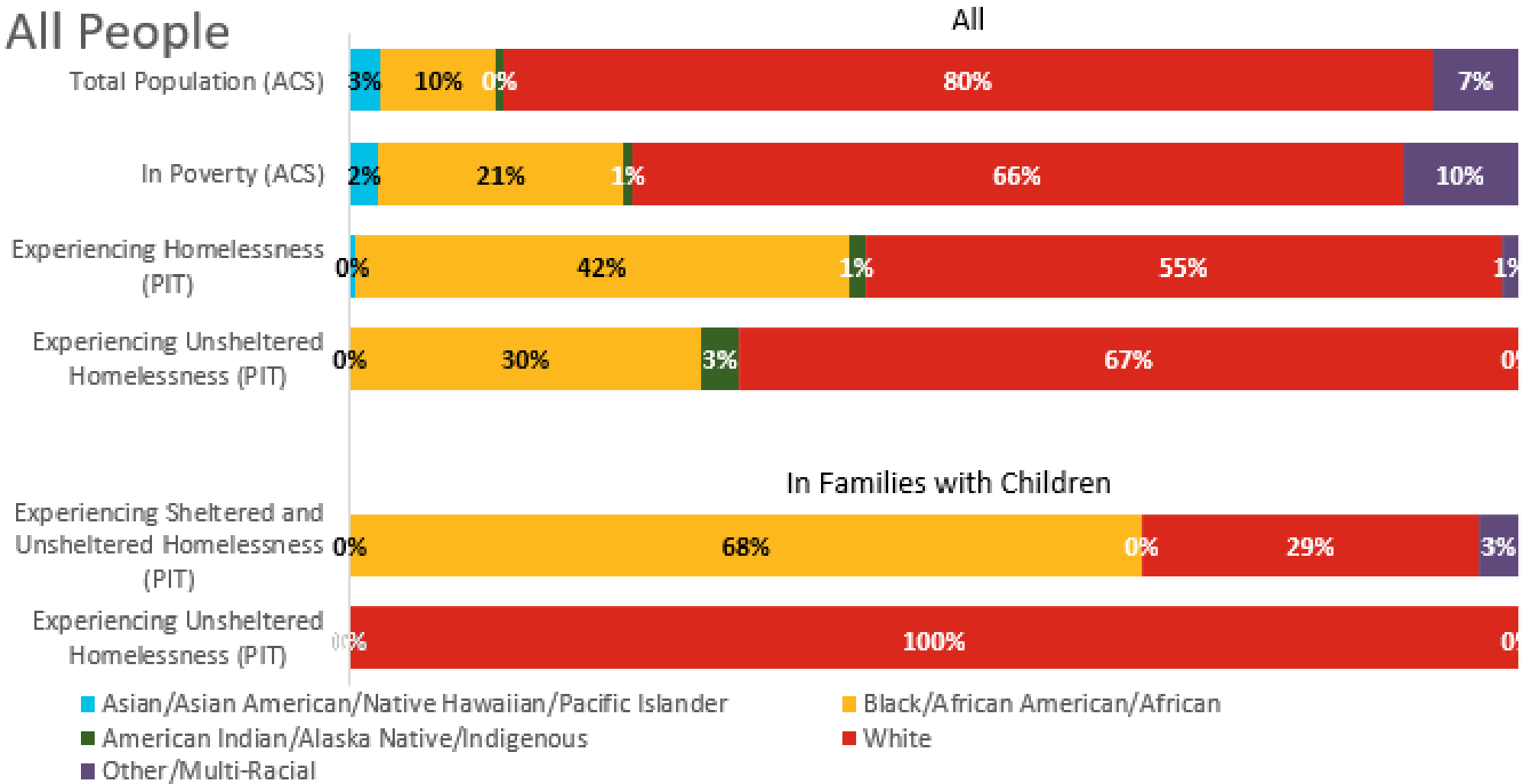
# 2025 PIT & HIC Highlights

---

## Compared to 2024:

- **There were overall increases in:**
  - Older adults aged 65+
  - Persons identified as chronically homeless
- **There were overall decreases in:**
  - Unaccompanied youth aged 18-24
    - The number of parenting youth aged 18-24 increased slightly
  - Adults reporting serious mental illness or substance use disorders

# All People



# 2025 Sheltered Count Results: Single Adults

- **Single Adults: 128**
  - 8 adults (6.3%) were young adults aged 18-24
  - 32 adults (25%) were seniors aged 55+
    - 16 (12.1%) were aged 65+
  - 3 (2.3%) were categorized as chronically homeless
- Gender:
  - 35 (27.3%) identified as women
  - 93 (72.7%) identified as men
- Race:
  - 91 (71.1%) identified as white
  - 33 (25.8%) identified as Black, African American, or African
  - 3 (2.3%) identified as Hispanic/Latin(a)(e)(o)
  - 1 (<1%) identified as American Indian, Alaskan Native, or Indigenous

# 2025 Sheltered Count Results: Households with Children

**Families with children: 47** individuals making up **18** households

- 29 (61.7%) were children under age 18
- 5 (12.8%) were parenting youth aged 18-24
- One household was categorized as chronically homeless
- Gender:
  - 33 (70.2%) identified as women/girls
  - 14 (29.8%) identified as men/boys
- Race:
  - 29 (61.7%) identified as Black, African American, or African
  - 9 (19.1%) identified as white
  - 7 (14.9%) identified as multiple races
  - 2 (4.3%) identified as Hispanic/Latin(a)(e)(o)

# 2025 Unsheltered Count Results

---

- **Total Single Adults: 37**
  - 14 adults (37.8%) were seniors aged 55+
    - 4 (10.8%) were aged 65+
  - 16 (43.2%) were categorized as chronically homeless
- Gender:
  - 7 (18.9%) identified as women
  - 30 (81.1%) identified as men
- Race:
  - 23 (62.2%) identified as white
  - 12 (32.4%) identified as Black, African American, or African
  - 1 (2.7%) identified as American Indian, Alaska Native, or Indigenous
  - 1 (2.7%) identified as multiple races

# Additional Populations

- **29** total adults were identified as having a serious mental illness
  - 10 in emergency shelter
  - 7 in transitional housing
  - 12 in unsheltered situations
- **18** total adults were identified as having a substance use disorder
  - 3 in emergency shelter
  - 14 in transitional housing
  - 1 in unsheltered situations
- **33** total adults were identified as survivors currently fleeing domestic violence
  - 28 in emergency shelter
  - 3 in transitional housing
  - 2 in unsheltered situations
- **23** total adults identified as veterans
  - 16 in emergency shelter
  - 2 in transitional housing
  - 5 in unsheltered situations
- **14** total unaccompanied youth (age 18-24) households comprising of 24 total people
  - 11 youth in emergency shelter
    - 5 parenting youth aged 18-24 with 9 children under 18
  - 3 youth in transitional housing
    - 1 parenting youth aged 18-24 with 1 child under 18

# 2025 Housing Inventory Count Highlights

- **13 total projects** were able to provide **413 total beds** on the night of the PIT Count
  - 76% of these beds were utilized (**315 persons served**)
- **188** total beds were available in emergency shelters
  - 136 total beds were utilized (72% utilization rate)
- **76** total beds were available in transitional housing projects
  - 39 total beds were utilized (51% utilization rate)
- **140** total persons were provided supports for permanent housing. The majority were in programs dedicated to serving veterans and their families.
  - 46 persons were permanently housed in a rapid rehousing program (85% in veteran-specific programs)
  - 90 persons were permanently housed in a permanent supportive housing program (83% veteran-specific programs)
  - 4 persons were permanently housed in another permanent housing program



# Thank you!

For more information visit: [Unitedforscmi.org/calhoun-coc](https://Unitedforscmi.org/calhoun-coc)

